


ELEKTROLINE WEB SITE



User Guide · Discover More Options ·
www.elektroline.cz

Elektroline Web Site:

Content of User Manual



1. **Web Site Area**
 - 1.1 Navigating Buttons
 - 1.2 Log In
2. **Browse the Minicatalogue**
 - 2.1 Browse the Group of Minicatalogue, Login Users
 - 2.2 Detail of the Item, Login Users
 - 2.3 Enlarged image in detail of Item
 - 2.4 Spare Parts
 - 2.5 Archive Group
3. **Browse the Complete Sets**
 - 3.1 Complete Sets Main Menu
 - 3.2 Complete Sets Sub Menu
 - 3.3 Detail of the complete set, Login Users
4. **Make an Order of the Products**
 - 4.1 Add of item (of complete set) to the Cart
 - 4.2 Cart
 - 4.3 Cart Editing
 - 4.4 Saved Carts and Re-opening of the Cart
 - 4.5 Re-opened Cart
 - 4.6 Print Cart and Export the Cart into the Excel File
 - 4.7 Finalization of the Order
5. **Browse the Webnews**
 - 5.1 Webnews
6. **Download Area**
 - 6.1 Download the Files

1. Web Site Area:

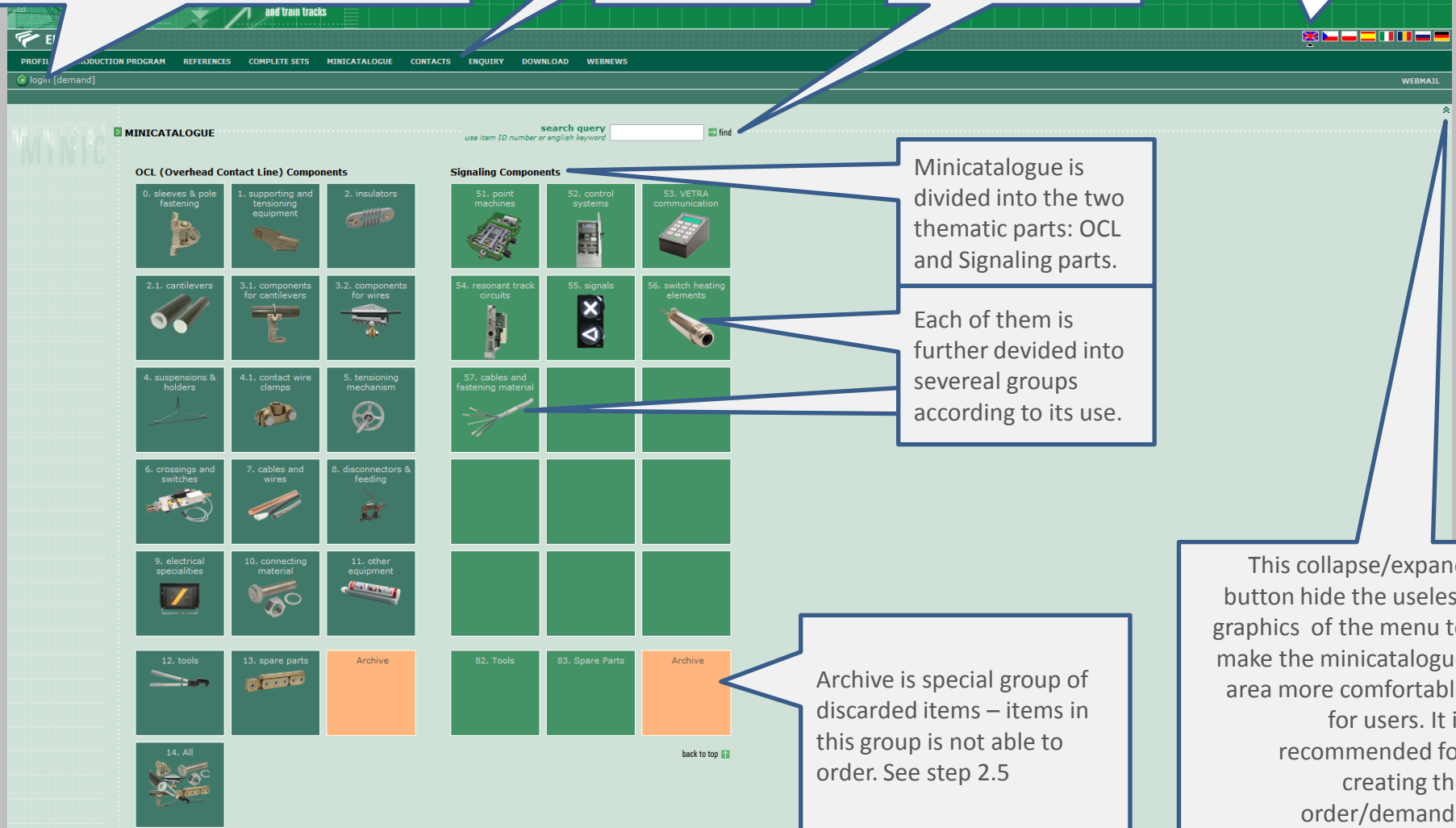
1.1 Navigating Buttons

You can log on by this button to see the items in minicatalogue with prices and other important information. Please email on info@elektroline.cz to get the login.

Main menu for browsing whole web site.

Type the ID of the item or key word to find the item quickly.

Select desired language of the site if available



The screenshot shows the 'MINICATALOGUE' section of the Elektroline website. It features a search bar at the top with the text 'search query' and 'use item ID number or english keyword'. Below the search bar, the catalogue is divided into two main sections: 'OCL (Overhead Contact Line) Components' and 'Signaling Components'. Each section contains a grid of items, each with a number, a description, and a small image. The 'OCL' section has 14 items, and the 'Signaling' section has 8 items. At the bottom of each section is an 'Archive' button. A 'back to top' link is located at the bottom right of the page.

MINICATALOGUE

search query
use item ID number or english keyword

OCL (Overhead Contact Line) Components

- 0. sleeves & pole fastening
- 1. supporting and tensioning equipment
- 2. insulators
- 2.1. cantilevers
- 3.1. components for cantilevers
- 3.2. components for wires
- 4. suspensions & holders
- 4.1. contact wire clamps
- 5. tensioning mechanism
- 6. crossings and switches
- 7. cables and wires
- 8. disconnectors & feeding
- 9. electrical specialities
- 10. connecting material
- 11. other equipment
- 12. tools
- 13. spare parts
- Archive
- 14. All

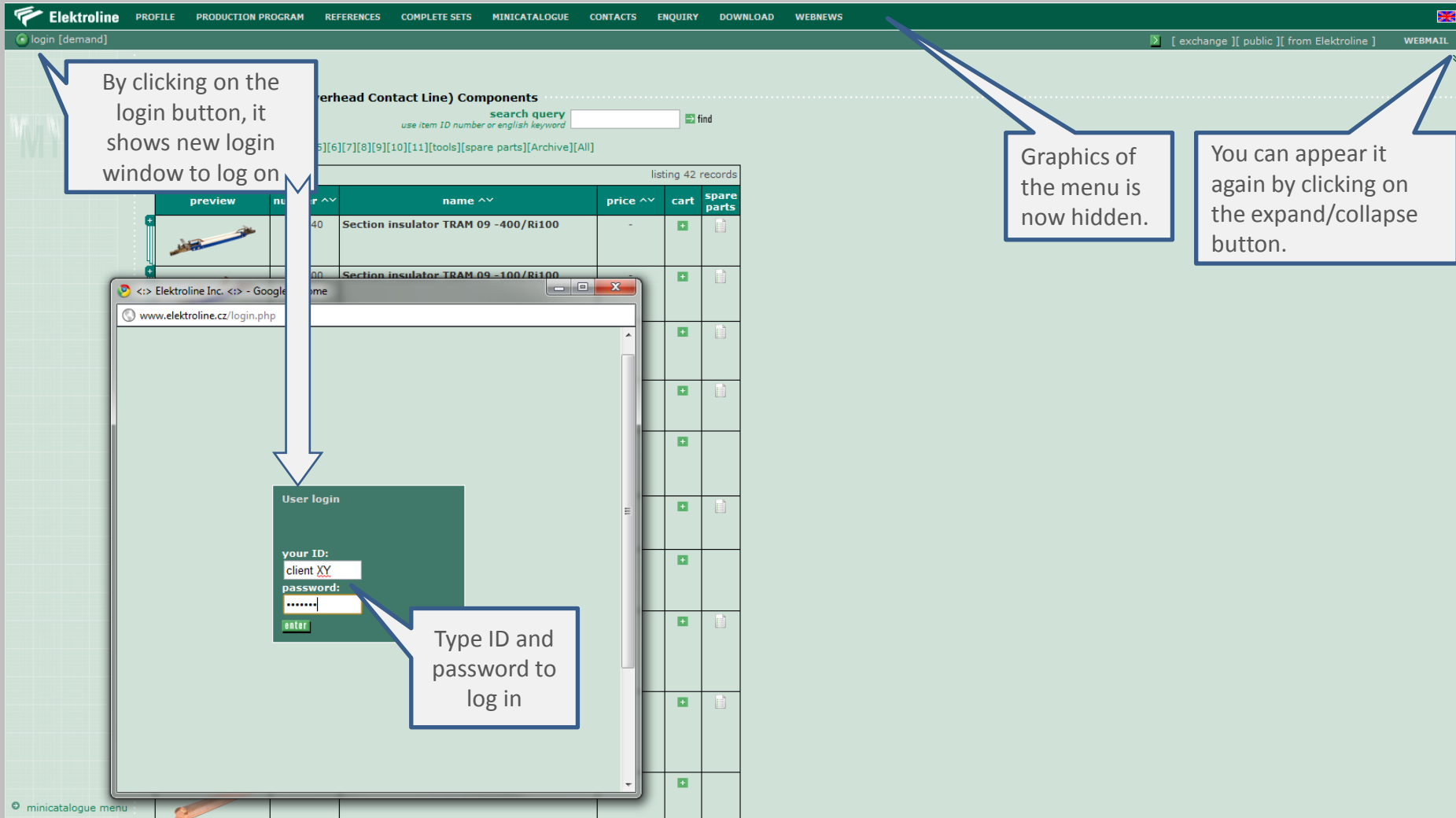
Signaling Components

- 51. point machines
- 52. control systems
- 53. VETRA communication
- 54. resonant track circuits
- 55. signals
- 56. switch heating elements
- 57. cables and fastening material
- 82. Tools
- 83. Spare Parts
- Archive

back to top

1. Web Site Area

1.2 Log In



The screenshot shows the Elektroline website interface. The top navigation bar includes links for PROFILE, PRODUCTION PROGRAM, REFERENCES, COMPLETE SETS, MINICATALOGUE, CONTACTS, ENQUIRY, DOWNLOAD, and WEBNEWS. A search bar is located below the navigation bar. A table of components is visible, with columns for preview, name, price, cart, and spare parts. A callout box points to the 'login' button in the top left corner, stating: "By clicking on the login button, it shows new login window to log on". Another callout box points to the 'login' button, stating: "Graphics of the menu is now hidden." A third callout box points to the 'login' button, stating: "You can appear it again by clicking on the expand/collapse button." A fourth callout box points to the 'login' button, stating: "Type ID and password to log in".




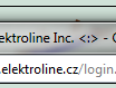


























Elektroline PROFILE PRODUCTION PROGRAM REFERENCES COMPLETE SETS MINICATALOGUE CONTACTS ENQUIRY DOWNLOAD WEBNEWS

login [demand]

search query [] find

use item ID number or english keyword

listing 42 records

preview	name ^v	price ^v	cart	spare parts
	Section insulator TRAM 09 -400/Ri100	-		
	Section insulator TRAM 09 -100/Ri100	-		
	Section insulator TRAM 09 -100/Ri100	-		
	Section insulator TRAM 09 -100/Ri100	-		
	Section insulator TRAM 09 -100/Ri100	-		
	Section insulator TRAM 09 -100/Ri100	-		
	Section insulator TRAM 09 -100/Ri100	-		
	Section insulator TRAM 09 -100/Ri100	-		
	Section insulator TRAM 09 -100/Ri100	-		
	Section insulator TRAM 09 -100/Ri100	-		

minicatalogue menu

User login

your ID:
client XY

password:

enter

Type ID and password to log in

2. Browse the Minicatalogue

2.1 Browse the Group of Minicatalogue, Login Users

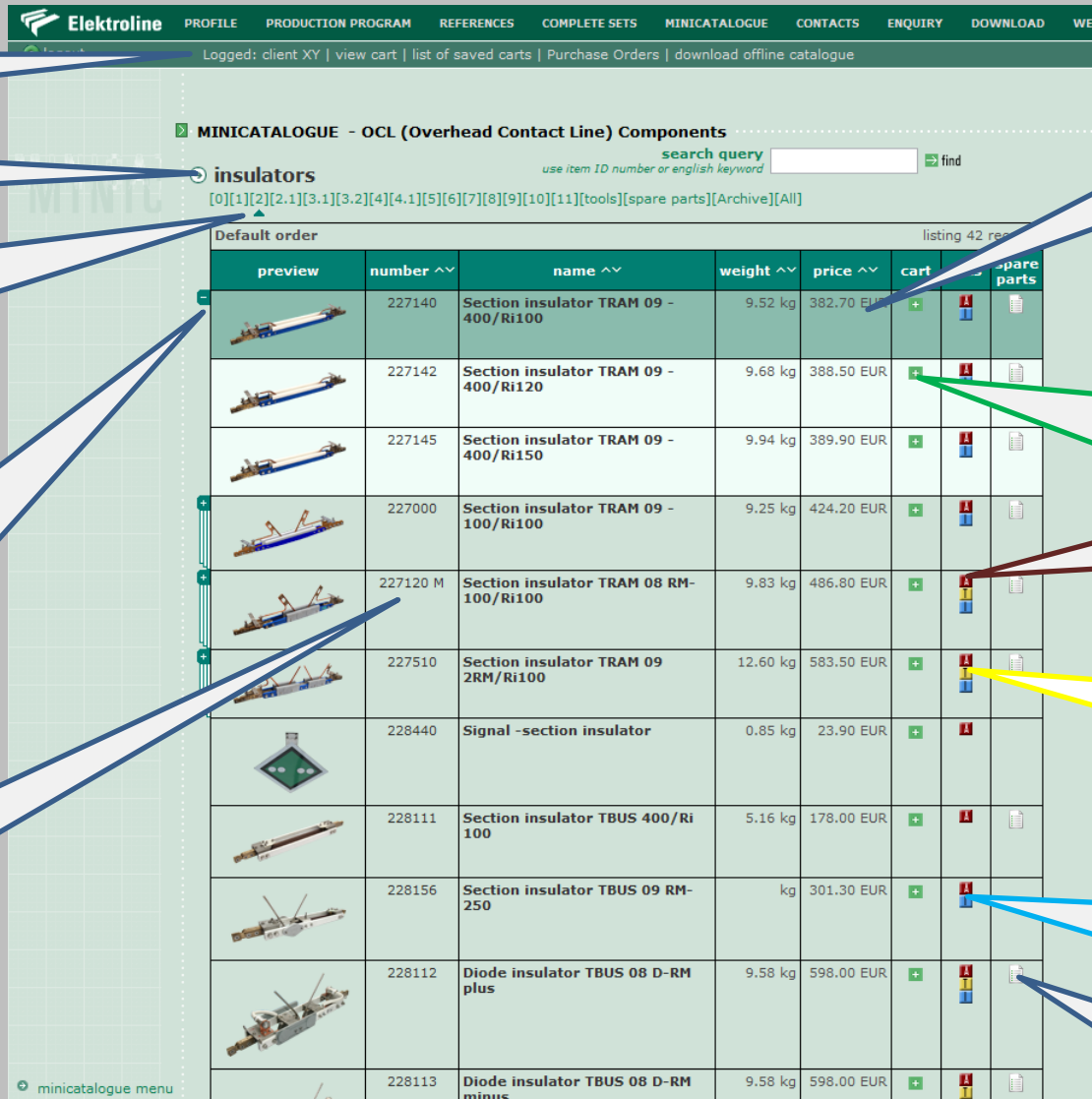
Login status of the user

The name of the group


































Green arrow indicates the group which you are browsing, in this case group no. 2 (insulators)

This button enables to expand/collapse similar items. Main item is on the dark green background, other similar items below are on the lighter green background.

You can click on each item of the minicatalogue to see its detail (see next page)



The screenshot shows the Elektroline website's minicatalogue for OCL (Overhead Contact Line) components. The user is logged in as 'client XY'. The main category is 'insulators', which is highlighted with a green arrow. Below the category name is a search bar and a list of sub-categories. The main table displays a list of insulator components with columns for preview, number, name, weight, price, cart, and spare parts. The first item, 'Section insulator TRAM 09 - 400/Ri100', is highlighted in dark green, indicating it is the selected item. Other items are listed below it, some with expand/collapse icons. The table also includes a 'minicatalogue menu' button at the bottom left.

preview	number ^v	name ^v	weight ^v	price ^v	cart	spare parts
	227140	Section insulator TRAM 09 - 400/Ri100	9.52 kg	382.70 EUR		
	227142	Section insulator TRAM 09 - 400/Ri120	9.68 kg	388.50 EUR		
	227145	Section insulator TRAM 09 - 400/Ri150	9.94 kg	389.90 EUR		
	227000	Section insulator TRAM 09 - 100/Ri100	9.25 kg	424.20 EUR		
	227120 M	Section insulator TRAM 08 RM-100/Ri100	9.83 kg	486.80 EUR		
	227510	Section insulator TRAM 09 2RM/Ri100	12.60 kg	583.50 EUR		
	228440	Signal -section insulator	0.85 kg	23.90 EUR		
	228111	Section insulator TBUS 400/Ri 100	5.16 kg	178.00 EUR		
	228156	Section insulator TBUS 09 RM-250	kg	301.30 EUR		
	228112	Diode insulator TBUS 08 D-RM plus	9.58 kg	598.00 EUR		
	228113	Diode insulator TBUS 08 D-RM minus	9.58 kg	598.00 EUR		

If you are logged on you can see catalogue item with prices

In the login mode you can create an order by clicking on the PLUS button and add the item/s to the cart.

You are able to see and download **DWG** file if available

You are able to see and **TEST REPORT** of the item if available

You are able to see and download **ASSEMBLY INSTRUCTION** of the item if available

By clicking this icon you can see SPARE PARTS of the item

2. Browse the Minicatalogue

2.2 Detail of the Item, Login Users

This is the tree of the minicatalogue which is clickable - quick access to menu/submenu.

You can view spare parts list

By clicking this button you can generate PDF file from the each detail of the minicatalogue item

The name of the item

You can enlarge the image in if available by clicking on it

You can browse further images if available and see them by clicking on the image

The most of the items has attached technical information on detail

All of the attached documents you can download from detail of item

You are able to add the item to the cart

MINICATALOGUE - OCL (Overhead Contact Line) Components **insulators**

227 120 M Section insulator TRAM 08 RM-100/Ri100
Délíč TRAM 08 RM-100/Ri100

Weight: 9.83 kg / pcs. Price: 486.80 EUR

back prev next

USED MATERIALS

part	material
insulating part	glass fibre reinforced polyester profile
contact wire clamp holder	CuAl9Fe3 CuZn16Si4

OTHER INFORMATION

label	value	description
breaking load	45 kN	
contact wire	Ri 100	

NOTE

Section insulator for passage of tram vehicle with current. During passage of tram vehicle, separated sections get connected. In case of creating of electric arc, this arc gets extinguished in a short time, by operation of magnetic field between arcing horns.

Preview:

AVAILABLE SPARE PARTS

propose suitable spare parts list:

Spare parts 06/2010

AVAILABLE FILES TO DOWNLOAD

file name	format	country	action
227120 M.dwg			download
TM P6448 Zkoušky Elektroline 01-2009(délíč UDT 08-100).pdf			download
227120 M - UDT 08-100M__short connection resistance test_01-2009.pdf			download
227120M, 227122M, 227125M_Insulator TRAM 08 RM-100_guide_0811.pdf	pdf	EN	download
227120, 227122M, 227125M_Délíč TRAM 08 RM-100_přiručka_0811.pdf	pdf	CZ	download

print preview (HTML)
print preview (PDF)

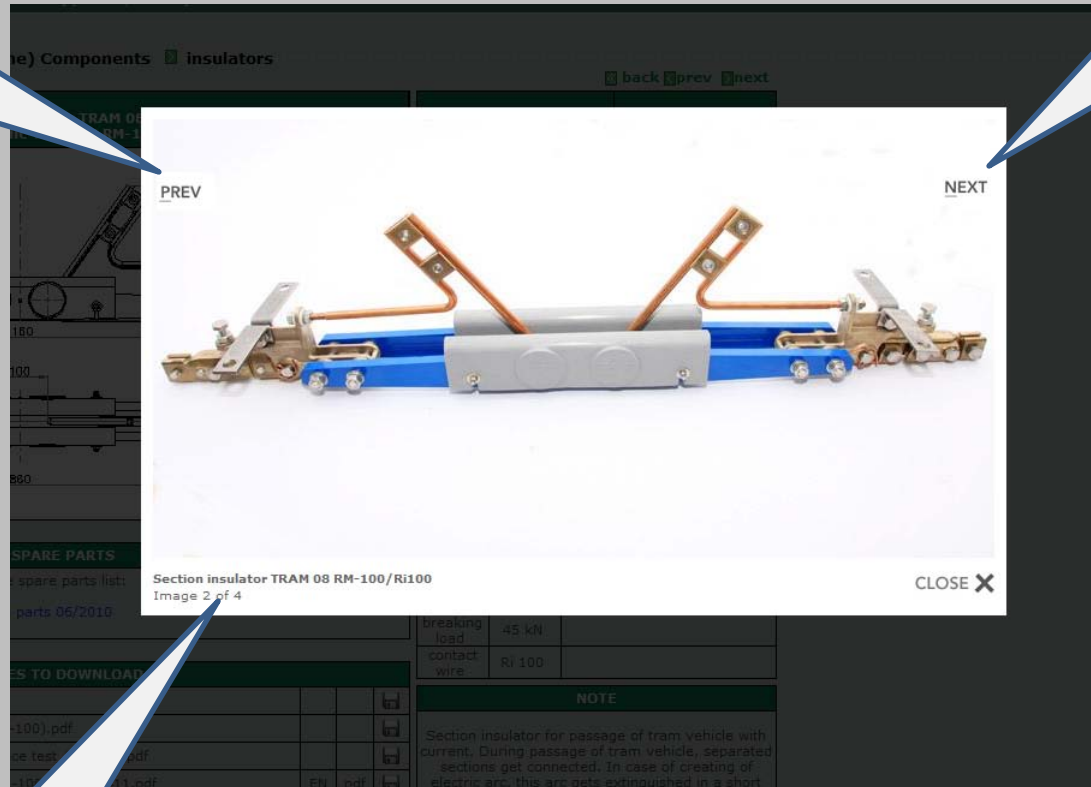
add to cart
back to top

2. Browse the Minicatalogue

2.3 Enlarged image in detail of Item

You can browse the images by clicking preview PREV and next NEXT buttons.

NEXT button is appeared when you go close to this button same as PREV button.




You can see number of image and whole number of images.

2. Browse the Minicatalogue

2.4 Spare Parts

If you click on **SPARE PARTS** you can view the list of components which you can order (add to cart) as well

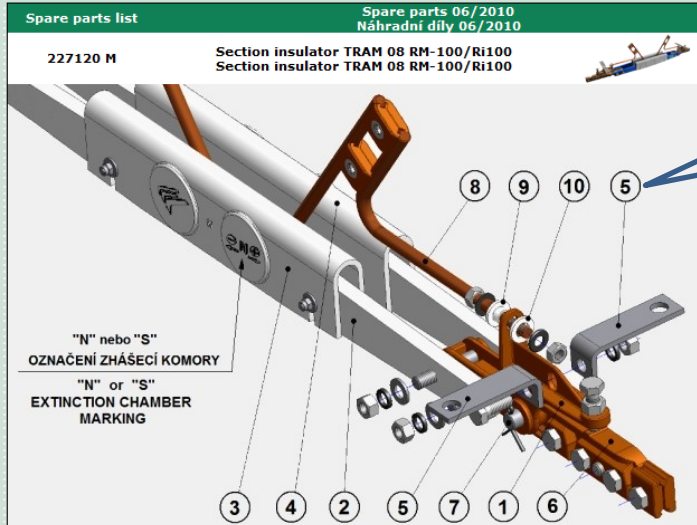


order	id	name	count	w.m.	price/w.m. (EUR)
1	227188	Section insulator body	2	pcs.	n/a
2	227183	Side insulator TRAM 09-100	2	pcs.	n/a
3	227185 S	Guard with magnets S	1	pcs.	n/a
4	227186 N	Guard with magnets N	1	pcs.	n/a
5	227911	Insulator hanger TRAM	2	pcs.	2.60
6	703100	Anchor clamp TRAM	2	pcs.	n/a
7	980216	Pin 16x55	2	pcs.	2.20
8	227410	Contact TRAM 08 - 400/Ri 100	2	pcs.	n/a
9	703120	Insulated washer	2	pcs.	1.40
10	703123	Insulated ring	2	pcs.	0.90

227120 M page 1

You can generate PDF file from whole spare parts list including sketch and print it out or just save it in your computer.

CATALOGUE



List of spare parts						
order	id	name	count	w.m.	price/w.m.	count for cart
1	227188	Section insulator body Těleso děliče	2	pcs.	n/a	2
2	227183	Side insulator TRAM 09-100 Izolátor boční TRAM 09-100	2	pcs.	n/a	2
3	227185 S	Guard with magnets S Kryt s magnety S	1	pcs.	n/a	1
4	227186 N	Guard with magnets N Kryt s magnety N	1	pcs.	n/a	1
5	227911	Insulator hanger TRAM Závěs - dělič TRAM	2	pcs.	2.60 EUR	2
6	703100	Anchor clamp TRAM Kotevní svorka TRAM	2	pcs.	n/a	2
7	980216	Pin 16x55 Čep 16x55	2	pcs.	2.20 EUR	2
8	227410	Contact TRAM 08 - 400/Ri 100 Kontakt TRAM 08 - 400/Ri 100	2	pcs.	n/a	2
9	703120	Insulated washer Izolační podložka	2	pcs.		
10	703123	Insulated ring Izolační kroužek	2	pcs.	0.90 EUR	2

print preview (HTML)
print preview (PDF)

back to top

Each numbered position which is on the sketch you can find on the list below. The number of position is related to the left column on the left

This amount is related to the number which you need to compose whole item (product). We recommend to order indicated amount, but you can change the amount by clicking on it and type your own amount.

If the field is filled by red color, the price is not available. You have to ask for it (the best way is to email to info@elektroline.cz) to get the price.

Items from the spare parts list you can order but there is not option to view detail of it. Items **are not** clickable.

3. Browse the Complete Sets

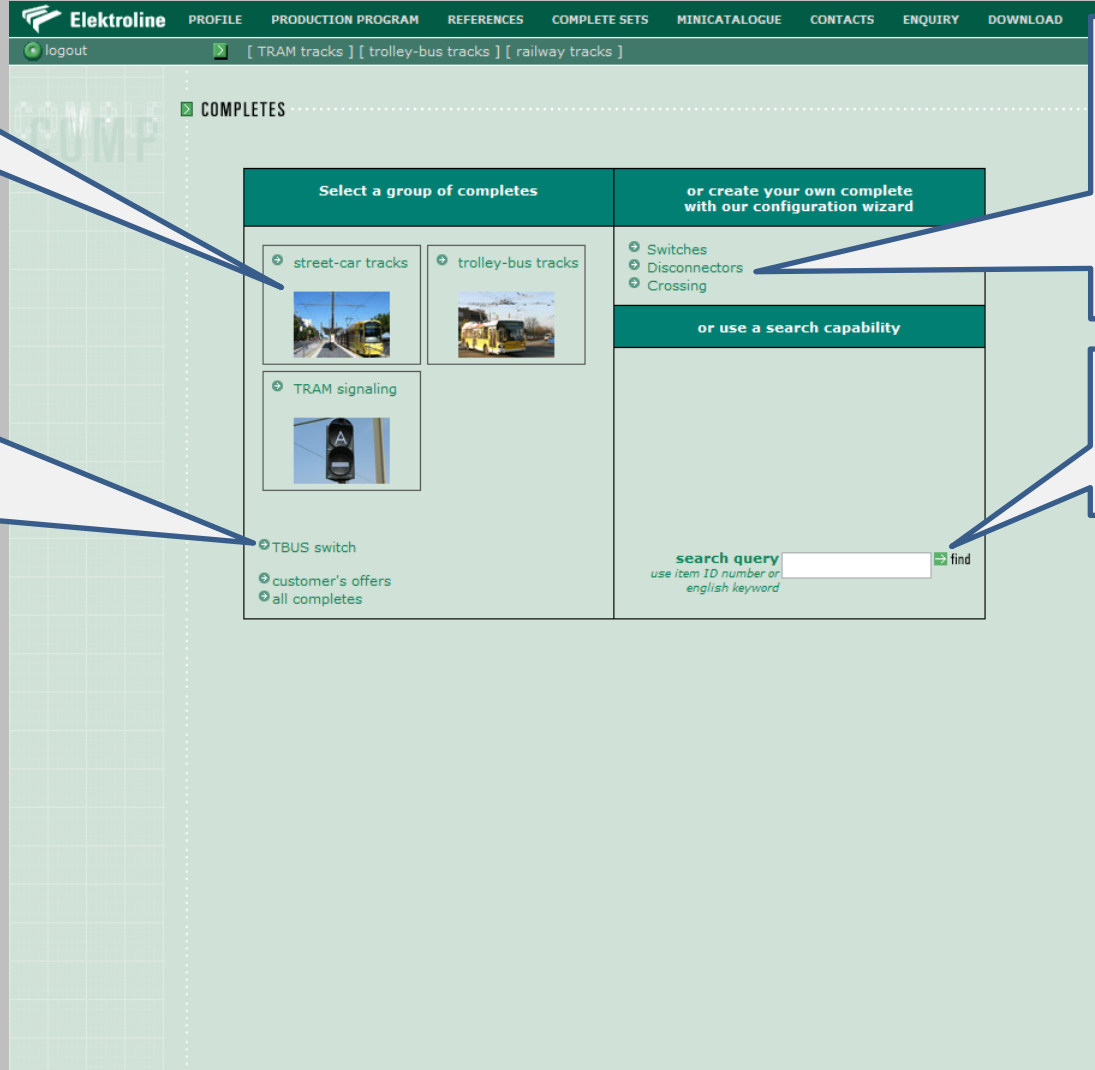
3.1 Complete Sets Main Menu

Firstly, choose one of the thematic parts of complete sets

This is another way for composing of TBUS switch set by checking desired items
(Recommended for experts who exactly know which items they want)

You can also choose from these options to compose your own complete sets (!! unfortunately these options are not up to date and results of this step doesn't have to be actual)

Type ID or key word and then click FIND button to find your target immediately



The screenshot shows the 'COMPLETE SETS' section of the Elektroline website. The navigation bar includes links for PROFILE, PRODUCTION PROGRAM, REFERENCES, COMPLETE SETS, MINICATALOGUE, CONTACTS, ENQUIRY, and DOWNLOAD. Below the navigation bar, there are links for [TRAM tracks], [trolley-bus tracks], and [railway tracks]. The main content area is titled 'COMPLETES' and is divided into two columns. The left column, 'Select a group of completes', contains three categories: 'street-car tracks' (with a photo of a street car), 'trolley-bus tracks' (with a photo of a trolley bus), and 'TRAM signaling' (with a photo of a tram signal). Below these are three radio button options: 'TBUS switch', 'customer's offers', and 'all completes'. The right column, 'or create your own complete with our configuration wizard', contains three radio button options: 'Switches', 'Disconnectors', and 'Crossing'. Below this is a section titled 'or use a search capability' which includes a 'search query' input field with a placeholder 'use item ID number or english keyword' and a 'find' button.

3. Browse the Complete Sets

3.2 Complete Sets Sub Menu

After your choice in MAIN MENU you have to choose from 3-level SUBMENU to get more exact results, namely e.g. 1st (3.), 2nd (3.1) or 3rd (3.1.1) level

COMPLETES

street-car tracks

1. cross-wire suspensions

2. cantilevers

3. suspensions for contact wire

4. OCL anchorage & tension

5. catenary

6. section insulators & feeding

7. switch points & crossings

3.1

3.1.1

3.1.2

3.1.3

3.1.4

3.2.1

3.2.2

3.2.3

3.2.4

The higher level of menu you choose the more items you will find in results.

Eg. See results of 3.2.1 group from previous step

COMPLETES

search query

find

all completes

TM street-car tracks

3. suspensions for contact wire

3.2 2 contact wires

3.2.1 on wire

Choose the complete's group:

all completes

User's offers

or create your own complete:

Switches

Disconnectors

Crossing

preview	number	name	price	cart	files
	TM1B1N100w	Insulated steady arm with eye on rope (for 2 contact wires)	82.90 EUR	+	
	TM1B2N80w	Insulated steady arm with hook on rope (for 2 contact wires)	92.10 EUR	+	
	TM2B2N80w	Double insulated steady arm with hook on rope (for 2 contact wires)	152.40 EUR	+	
	TMZ2N260w	Hinge DELTA type on wire 25-50mm2 (for 2 contact wires)	82.50 EUR	+	

listing 4 records

* Price may vary

The tree of the groups of the menu which you can directly click on

The prices of particular complete set

If any price is marked by red color, the price is not correct. (We highly recommend to demand the complete set again or to demand only item with the missing price)

3. Browse the Complete Sets

3.3 Detail of the complete set, Login Users

ID of the complete set

The list of items of which the complete set consists

This is a user option. Use if you want us to make any technical or other changes in the complete set. It is an easy way to send us your request...

The name of the complete set

The sketch of the complete set

The price of whole complete set

The weight of whole complete set

The particular weight of the item

The particular price of the item

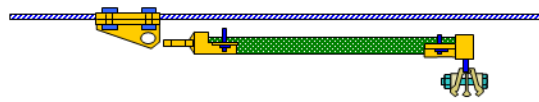
You can order/add to cart whole complete set

You can generate PDF from complete set and print it out or only save it in your computer (Same as in Minicatalogue)

MP

COMPLETES

TM1B1N100w Insulated steady arm with eye on rope (for 2 contact wires)
Insulated steady arm with eye on rope (for 2 contact wires)



<< back
[< prev] [next >]

COMPLETE'S PARTS					Total price:	Total weight:
part	name	count	w.m.	price/w.m.	price/w.m.	weight/w.m.
233120	Cross-span eye clamp 2 on rope 35-95mm2	1	pcs.	27.10 EUR	0.93 kg	
234110	Insulated steady arm (L=1000mm with bolt)	1	pcs.	39.50 EUR	2.22 kg	
241211	Double contact wire connection clamp with bolt 16	1	pcs.	16.30 EUR	0.42 kg	

Available downloads
no file available

AVAILABLE FILES TO DOWNLOAD
no file available

add to cart

service request
print preview (HTML)
print (PDF)

..By clicking on the „SERVICE REQUEST“ new window is opened. Just type your name, your email, your request and click „SEND REPORT“.

Elektroline - Google Chrome

www.elektroline.cz/ventary_bog_report.php?id=TM1B1N100w

Complete ID: TM1B1N100w
User: client XY

Name: E-mail:

Report:

[Send report] *Fields "Name" and "Report" are mandatory!

4. Making an Order of the Products

4.1 Add of Item (of complete set) to the Cart
















The list of ordering/demanding products is created by **adding** of items or complete sets to the **cart**.




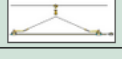
If you are logged on you can create an **order** / if you are **not** logged on you are able to create only **demand**.

You can add both, any minicatalogue item...

... as well as any whole complete set to the cart

There are two ways to add any item to the cart: Either on the list of items or on the Detail of the item (Same as a complete sets)

Default order							listing 40 records	
preview	number ^v	name ^v	weight ^v	price	cart	files	spare parts	
	227140	Section insulator TRAM 09 - 400/Ri100	9.52 kg	382.70 EUR	+			
	227000	Section insulator TRAM 09 - 100/Ri100	9.25 kg	424.20 EUR	+			
	227120 M	Section insulator TRAM 08 RM-100/Ri100	9.83 kg	486.80 EUR	+			
	227510	Section insulator TRAM 09 2RM/Ri100	12.60 kg	583.50 EUR	+			
	228440	Signal -section insulator	0.85 kg	23.90 EUR	+			

						listing 4 records	
preview	number	name	price	cart	files		
	TM1B1N100w	Insulated steady arm with eye on rope (for 2 contact wires)	82.90 EUR	+			
	TM1B2N80w	Insulated steady arm with hook on rope (for 2 contact wires)	92.10 EUR	+			
	TM2B2N80w	Double insulated steady arm with hook on rope (for 2 contact wires)	152.40 EUR	+			
	TMZ2N260w	Hinge DELTA type on wire 25-50mm2 (for 2 contact wires)	82.50 EUR	+			

* Price may vary

4. Making an Order of the Products

4.2 Cart

The item you added to cart appears in the cart list


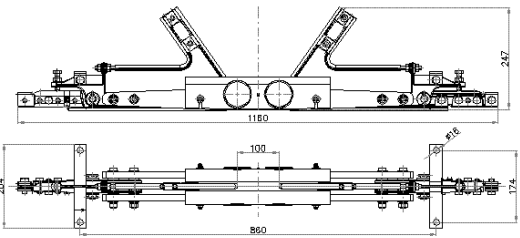
The cart is opened in new window

Now the cart consists one complete set and one item. You can continue by adding further items from minicatalogue or complete sets...

MINICATALOGUE - OCL (Overhead Contact Line) Components Insulators

227 120 M Section insulator TRAM 08 RM-100/Ri100
Dělič TRAM 08 RM-100/Ri100

Weight: 9.83 kg / pcs. Price: 486.80 EUR



USED MATERIALS

part	material
insulating part	glass fibre reinforced polyester profile
contact wire clamp	CuAl9Fe3
holder	CuZn16Si4


OTHER INFORMATION

label	value	description
breaking load	45 kN	
contact wire	Ri 100	

NOTE

Section insulator for passage of tram vehicle with current. During passage of tram vehicle, separated sections get connected. In case of creating of electric arc, this arc gets extinguished in a short time, by operation of magnetic field between arcing horns.

Preview:



AVAILABLE SPARE PARTS

Choose suitable spare parts list:

Spare parts 06/2010

AVAILABLE FILES TO DOWNLOAD

File Name	Format	Download
227120 M.dwg		
TM P6448 Zkoušky Elektroline 01-2009(dělič UDT 08-100).pdf		
227120 M - UDT 08-100M_short connection resistance test_01-2009.pdf		
227120M, 227122M, 227125M_Insulator TRAM 08 RM-100_guide_0811.pdf	EN pdf	
227120M, 227122M, 227125M_Dělič TRAM 08 RM-100_přiručka_0811.pdf	CZ pdf	

print preview (HTML) print preview (PDF)

add to cart back to top

Elektroline Inc. Shopping cart info

username: client XY date: 27.09.10

1. Krok 2. Krok

COMPLETES

number	name	qty.	list price	subtotal	weight	
TM1B1N100w	Insulated steady arm with eye on rope (for 2 contact wires)	1	82.90 EUR	82.90 EUR	3,6 kg	
	Insulated steady arm with eye on rope (for 2 contact wires)					
sum		1		82.90 EUR	3,6 kg	

CATALOGUE

number	name	qty.	w.m.	list price	subtotal	weight	
227120 M	Section insulator TRAM 08 RM-100/Ri100	1	pcs.	486.80 EUR	486.80 EUR	9,8 kg	
	Section insulator TRAM 08 RM-100/Ri100						
sum					486.80 EUR	9,8 kg	

US. FINED PARTS

number	name	qty.	price	subtotal	weight	
x						

Total weight: 13,4 kg
Total price: 569.70 EUR

PROCEED SHOPPING PRINT CART

You can save current content of the cart for later use. Simply click the Save cart button.

Name of cart: cart_2010-09-27_19:01:00 Save

...or you can change the amount of item. Just click in the box to make a change – eg. 20 pcs, then press ENTER on your keyboard (see in the next step)

4. Making an Order of the Products

4.3 Cart Editing

Elektroline Inc. <> - Google Chrome
www.elektroline.cz/kos_add.php

1. Krok 2. Krok

Elektroline Inc. :: shopping cart info

username: client XY currency: EUR date: 27.09.10

COMPLETES					
number	name	qty.	list price	subtotal	weight
TM1B1N100w	Insulated steady arm with eye on rope (for 2 contact wires) Insulated steady arm with eye on rope (for 2 contact wires)	1	82.90 EUR	82.90 EUR	3,6 kg
sum		1		82.90 EUR	3,6 kg

CATALOGUE					
number	name	qty.	w.m.	list price	subtotal
227120 M	Section insulator TRAM 08 RM-100/Ri100 Section insulator TRAM 08 RM-100/Ri100	20	pcs.	486.80 EUR	9736.00 EUR
sum		20			9736.00 EUR

USER DEFINED PARTS					
number	name	qty.	price	subtotal	weight
NN2SELL	my_own_product_no.1	2	15		7

Total weight: 200,2 kg

USER DEFINED PARTS					
number	name	qty.	price	subtotal	weight
x					

Total weight: 200,2 kg
Total price: 9818.90 EUR update

PROCEED SHOPPING
PRINT CART

You can save current content of the cart for later use. Simply click the Save cart button.

Name of cart: cart_2010-09-27_19:32:40 Save

This is the box for adding item/s defined by user (which is not in minicatalogue or complete sets)

You can save current content of the cart for later use..

...just fill the number, name, quantity, price and weight up and then click „PLUS“ button on the right (Attention: you have to fill up all empty boxes!)

..just type the name of the project (e.g. „ProjectXY-03“) and click „SAVE“.

You will find this saved cart in your „LIST OF SAVED CARTS“. You have to be logged on!!

Elektroline PROFILE PRODUCTION PROGRAM REFERENCES COMPLETE SETS

logout Logged: client XY | view cart | list of saved carts | Purchase Orders

COMPLETES search query use item ID number or english keyword find

4. Making an Order of the Products

4.4 Saved Carts and Re-opening of the Cart

You can re-open your saved cart anytime you want – you have to be logged on!

Name of saved cart

Date and time of saving the cart

You can delete your saved cart...

...or you can move your saved cart to the actual cart again and also add, edit or remove items. Then you can finalize and send the order to us or save the cart again.

The screenshot shows the Elektroline website interface. On the left is a 'COMPANY PROFILE' for Elektroline, detailing its history from 1991 to 2007 and its main areas of business: '1. Overhead contact line for urban mass transport' and '2. Technology for transportation'. On the right, a browser window displays the 'list of saved shopping carts'. This window includes a table with columns for 'Cart name', 'Date', and 'Delete'. A specific cart named 'ProjectXY-03' is highlighted, with a date of '2010-09-27 20:18:19'. Below the table, summary statistics are shown: 'Total Qty.: 23' and 'Total price: 9888.90 EUR'. A button labeled 'Move saved content to the shopping cart' is visible next to the 'Delete' button for the selected cart. Callout boxes with arrows point to various elements: one points to the 'list of saved shopping carts' link in the top navigation; another points to the 'ProjectXY-03' cart name; a third points to the 'Delete' button; a fourth points to the 'Move saved content to the shopping cart' button; and a fifth points to the 'Move saved content to the shopping cart' button from a separate box at the bottom right.

Cart name	Date	Delete
ProjectXY-03	2010-09-27 20:18:19	

Total Qty.: 23
Total price: 9888.90 EUR

Move saved content to the shopping cart

4. Making an Order of the Products

4.5 Re-opened Cart

Elektroline Inc. <|> - Google Chrome
www.elektroline.cz/kos_add.php#usr_NN25ELL

1. Step

2. Step

Elektroline Inc. :: shopping cart info

username: client XY	currency: EUR	date: 28.09.10
---------------------	---------------	----------------

COMPLETES

number	name	qty.	list price	subtotal	weight	
TM1B1N100w	Insulated steady arm with eye on rope (for 2 contact wires) Insulated steady arm with eye on rope (for 2 contact wires)	1	82.90 EUR	82.90 EUR	3,6 kg	delete
sum		1		82.90 EUR	3,6 kg	

CATALOGUE

number	name	qty.	w.m.	list price	subtotal	weight	
227120 M	Section insulator TRAM 08 RM-100/Ri100 Section insulator TRAM 08 RM-100/Ri100	20	pcs.	486.80 EUR	9736.00 EUR	196,6 kg	delete
sum		20			9736.00 EUR	196,6 kg	

USER DEFINED PARTS

number	name	qty.	price	subtotal	weight	
NN25ELL	my_own_product_no.1	2	15.00 EUR	30.00 EUR	7,0 kg	delete
<input type="text" value="x"/>	<input type="text"/>	<input type="text"/>	<input type="text"/>	<input type="text"/>	<input type="text"/>	+

Total weight: 214,2 kg
Total price: 9848.90 EUR [update](#)

[PROCEED SHOPPING](#)
[PRINT CART](#)

You can save current content of the cart for later use. Simply click the Save cart button.

Name of cart: [Save](#)

You can see now the item defined by user added in step 4.3

After you have edited the cart you can save it again

When you complete your order, continue „PROCEED SHOPPING“ button or...

...you can print cart or export the cart into the **Excel** file. Follow next step 4.6..

4. Making an Order of the Products

4.6 Print Cart and Export the Cart into the Excel File

Only these type of view can be exported into Excel.

You can use four type of view of the cart



COMPLETES							
number	name	amount	w.m.	price/w.m.	price subtotal	weight/w.m.	weight subtotal
N100W	Insulated steady arm with eye on rope (for 2 contact wires) Insulated steady arm with eye on rope (for 2 contact wires)	1	pcs.	82.90 EUR	82.90 EUR	3,6 Kg	3,6 Kg

CUSTOM-BUILT COMPLETES							
no items from custom completes							

CATALOGUE							
number	name	amount	w.m.	price/w.m.	price subtotal	weight/w.m.	weight subtotal
227120 M	Section in Section in	20	pcs.	486,8	9736	9,83	196,6

USER DEFINED PARTS							
number	name	amount	w.m.	price/w.m.	price subtotal	weight/w.m.	weight subtotal
NN2SELL	my_own_product_no.1	2	pcs.	15.00 EUR	30.00 EUR	7,0 kg	14,0 kg

Total weight: 214,24
Total price: 98.90 EUR

print

Elektroline Inc., K Ládví 20, Prague 8, 180 00, Czech Republic
phone: +420 - 2 840 211 11, fax: +420 - 2 - 840 211 19, e-mail: info@elektroline.cz, http://www.elektroline.cz

Export: Item separator: String sep.:
Export to CSV Semicolon ";" Quote " ☒ Dot to comma?

Button for exporting the cart into the Excel file.

This button enables to save CSV file in your computer and then open it in MS Excel.

Button for printing of actual page view.

You can change this options if needed

You can change this options if needed – It is the separator of decimal place in excel file

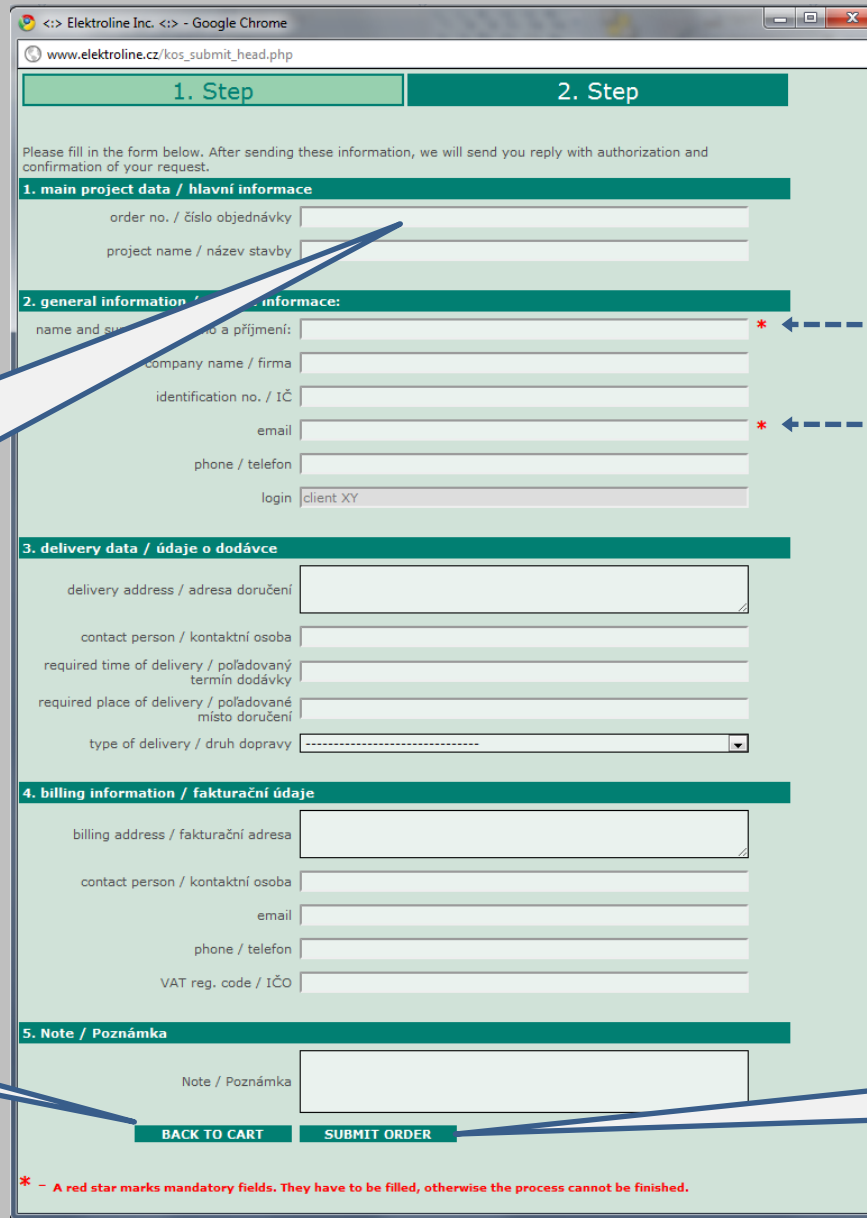
4. Making an Order of the Products

4.7 Finalization of Order

After the printing or exporting into the excel click „PROCEED SHOPPING“ button.

Please fill in all fields if possible. Mandatory fields must be filled in to finalize the order!

It is still possible to go back to the cart



Elektroline Inc. <> - Google Chrome
www.elektroline.cz/kos_submit_head.php

1. Step **2. Step**

Please fill in the form below. After sending these information, we will send you reply with authorization and confirmation of your request.

1. main project data / hlavní informace

order no. / číslo objednávky

project name / název stavby

2. general information / obecné informace:

name and surname / jméno a příjmení: *

company name / firma

identification no. / IČ

email *

phone / telefon

login client XY

3. delivery data / údaje o dodávce

delivery address / adresa doručení

contact person / kontaktní osoba

required time of delivery / požadovaný termín dodávky

required place of delivery / požadované místo doručení

type of delivery / druh dopravy

4. billing information / fakturační údaje

billing address / fakturační adresa

contact person / kontaktní osoba

email

phone / telefon

VAT reg. code / IČO

5. Note / Poznámka

Note / Poznámka

BACK TO CART **SUBMIT ORDER**


* - A red star marks mandatory fields. They have to be filled, otherwise the process cannot be finished.

Please fill in at least mandatory fields, otherwise the order can not be finished.

Click „SUBMIT ORDER“ button to send your order to us. Then we will contact you.

5. Browse the Webnews

5.1 Webnews

 **Elektroline**




PROFILE PRODUCTION PROGRAM REFERENCES COMPLETE SETS MINICATALOGUE CONTACTS ENQUIRY DOWNLOAD [WEBNEWS]

logout Logged: client XY | view cart | list of saved carts | Purchase Orders | download offline catalogue

NEWS



<< 1 2 3 4 5 6 7 8 >>

21.9.2010





Visit us on 21st - 24th of September at InnoTrans in Berlin
Hala č. 21b, Stánek č. 237

18.8.2010





Set of assembly LED lights
802600 Set of utility LED lamps

13.8.2010





Double bracket for HEB masts
218730 Double bracket for HEB masts

13.8.2010





Double bracket for 200-400 HEB masts
218710 Double bracket for 200-400 HEB masts

13.8.2010




Double bracket for round mast 159-330 mm

13.8.2010



Single bracket for 200-400 HEB mast

13.8.2010



Single bracket for 300-400 HEB mast

Access the webnews by this button

You can browse the older webnews

You can expand particular webnews item for more information

6. Download Area

6.1 Download the Files

It is possible to download any file on this site. We offer various useful files here.

The user who is able to download the file is shown here.

The date when the file has been added on this site is shown here.

You can order the files according to any parameter by clicking on it.

Files are sorted into the several groups.

Elektroline			
PROFILE	PRODUCTION PROGRAM	REFERENCES	COMPLETE SETS
MINICATALOGUE	CONTACTS	ENQUIRY	DOWNLOAD
logout Logged: client XY view cart list of saved carts Purchase Orders download offline catalogue			
DOWNLOAD AREA			
files for registered users		ISO certificates	
date	description	filename	size
28.08.2008	Integrated System Manual	Integrated System Manual.pdf	6049.44 kB
files for registered users		Assembly instruction	
date	description	filename	size
19.07.2006	assembly of terminals for PARAFIL (EN)	215111-113 - Terminals for PARAFIL - Instructions for assembly.pdf	149.72 kB
13.07.2010	Dovolené zatížení 55mm výložníků	Radius Angolo Loads for cantilevers.pdf	82.58 kB
19.07.2006	Krepování - tabulka použití krepin (CZ)	213310-370 - Krepování.pdf	69.66 kB
19.07.2006	montáž koncovky na PARAFIL (CZ)	215111-113 - Koncovky PARAFIL - montáž.pdf	246.18 kB
20.07.2006	Tabella utilizzo manicotti (IT)	Table_notch IT.pdf	30.21 kB
20.07.2006	Table of notch connector use (EN)	Table_notch EN.pdf	18.36 kB
21.07.2006	Úsekový dělič TBUS (CZ)	228110 - Dělič TBUS - tech. podmínky.pdf	312.17 kB
files for everybody		Presentations	
date	description	filename	size
29.09.2010	Disconnector Motor Drives (EN)	Disconnector motor drive - EN - 03_2009.pdf	4658.46 kB
29.09.2010	OCL TBUS (EN)	Overhead contact line_EN_TBUS.pdf	16017.18 kB
29.09.2010	OCL TRAM (EN)	Overhead Contact Line_EN_TRAM.pdf	8968.81 kB
29.09.2010	Point Machines 2010 (EN)	Point_machines_2010.pdf	5457.84 kB
29.09.2010	References - Signaling Projects (EN)	References - Tram signaling projects.pdf	13934.31 kB
29.09.2010	References OCL TBUS (EN)	References_2010_OCL_TBUS.pdf	19239.39 kB
29.09.2010	References OCL TRAM (EN)	References_2010_OCL_TRAM.pdf	26127.78 kB
files for everybody		other files	
date	description	filename	size
11.08.2008	Declaration TSC3	Declaration_TSC3.pdf	3616.69 kB
14.12.2009	Elektroline GA	elektroline_images&logo.zip	19603.96 kB
15.10.2008	offline catalogue	elektroline_offline.zip	38197.69 kB
files for everybody		ISO certificates	
date	description	filename	size
22.07.2009	CZ 14001	ISO 14001 CZ.PDF	344.37 kB
22.07.2009	CZ 180001	OHSAS 18001 CZ.PDF	381.61 kB
22.07.2009	CZ 9001	ISO 9001 CZ.PDF	387.37 kB
22.07.2009	EN 14001	ISO 14001 EN.PDF	383.87 kB
22.07.2009	EN 180001	OHSAS 18001 EN.PDF	389.45 kB
22.07.2009	EN 9001	ISO 9001 EN.PDF	338.83 kB

Thank you for your attention. www.elektroline.cz